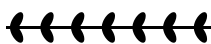


AUCKLAND'S LABOUR MARKET

CHARACTERISTICS



EMPLOYED
Individuals who are working.



UNEMPLOYED
Individuals who are not working but are available and looking for work.



NOT IN THE LABOUR FORCE
Individuals who are neither employed nor unemployed.



WORKING AGE
Aged 15 to 64 years old.



SUPERANNUATION AGE
Aged 65 years and older.




CHILDREN
Aged 0 to 14 years old.

AUCKLAND



SECTOR



0.6%

Primary

8%

9%

Manufacturing & Utilities

10%

9%


Construction

9%


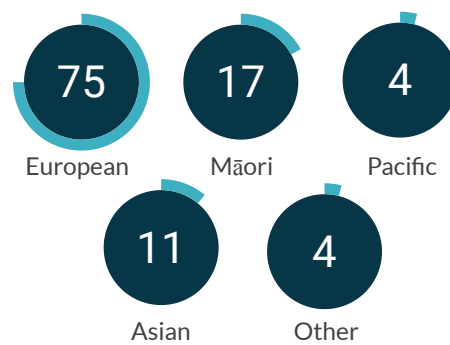
80%

Services

71%

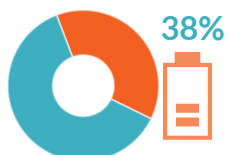
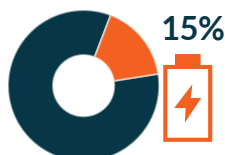


NEW ZEALAND (excluding Auckland)



The remaining 45% of unemployed are male.

15-24 year olds make up:



None 59% Employment rates by education level.

School Qualification 72%

Bachelor's Degree 88%



Bachelor Degree or Above



High School Certificate or Diploma



No post-school qualification



These statistics are calculated using HLFS 2019 data. Access to the anonymised data used was provided by Stats NZ in accordance with security and confidentiality provisions of the Statistics Act 1975. The findings are not Official Statistics. The results are the work of the authors, not Stats NZ nor AUT, and have been confidentialised to protect individuals from identification.